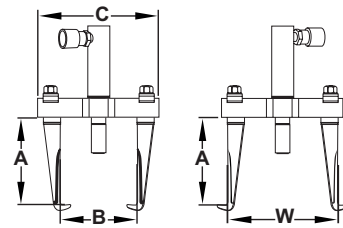


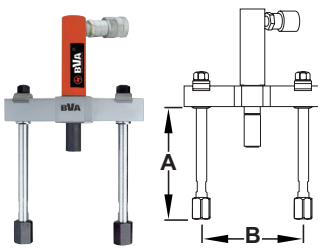
PULLERS

Pullers, pulling plates, and accessory kits for single-acting cylinders.

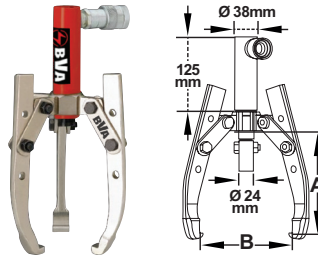
Item	Cylinder (optional)	Capacity tn	Dimensions mm				Weight kg
			A	B	C	W	
2-Leg gear pullers for single acting cylinders							
AP1205	H0503	5	160	60 - 200	260	175 - 270	8,5
APL1205	H0503	5	220	60 - 200	260	175 - 270	9
AP2205	H0503	5	190	82 - 250	-	-	7,8
2/3-Leg gear pullers for single acting cylinders							
AP1305	H0503	5	225	max. 240	-	-	3,5
AP1310	H1004	10	400	max. 350	-	-	9,5



AP1205

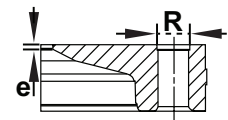




AP2205



AP1305

Item	Dimensions mm				Weight kg
	A	B	R	e	
APS1204	10 - 110	110	15,9	2,5	2,8
APS1206	12 - 134	155	15,9	2	5,7



AP2205 + APS1204

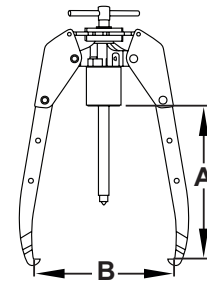
Series	Capacity tn	Includes	Item	Weight kg
APK1005	5	2/3 Leg Puller	AP1305	18
		2 Leg Puller	APL1205	
		Extension set	APE1108	
		Extension set	APE1118	
		Splitter	APS1204	



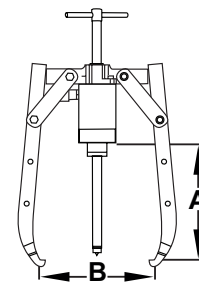
APK1005

Pullers and accessory kits for single-acting hollow cylinders.

Item	Cylinder (optional)	Capacity tn	Dimensions mm		Weight kg
			A	B max	
2/3-Leg pullers					
AP2310	HC1202	10	315	350	9
APL2310	HC1202	10	400	410	10
Self-centering 2/3-Leg pullers					
APC2310	HC1202	10	315	350	14
APLC2310	HC1202	10	400	405	16
3-Leg pullers					
AP2320	HC2002T	20	320	480	23
APL2320	HC2002T	20	435	540	26
AP2330	HC3002T	30	410	650	40
APL2330	HC3002T	30	535	720	46
AP2360	HC6003T	60	710	980	87
APL2360	HC6003T	60	860	1 080	96
Self centering 3-Leg pullers					
APC2320	HC2002T	20	320	480	33
APLC2320	HC2002T	20	435	540	36
APC2330	HC3002T	30	410	650	57
APLC2330	HC3002T	30	535	720	62
APC2360	HC6003T	60	710	980	122
APLC2360	HC6003T	60	860	1 080	131
APC2399	HC10003T	100	1 000	1 600	322



APC2320



AP2320

HYDRAULIC SET - HOLLOW CYLINDERS

- The APH0503 series is compatible with the pullers from the previous page.
- The APHC series is compatible with the pullers on this page.

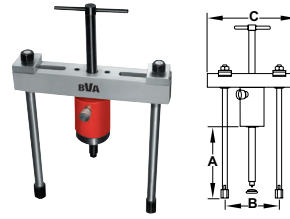
Item	Capacity tn	Hand pump	Cylinder	Content	Weight kg
APH0503	5	P352	H0503	Gauge, Hose, Coupler and Adapter	8
APHC1202	10	P352	HC1202	Gauge, Hose, Coupler and Adapter	10
APHC2002	20	P352	HC2002T	Gauge, Hose, Coupler, Adapter and Saddle	15
APHC3002	30	P352	HC3002T	Gauge, Hose, Coupler, Adapter and Saddle	18
APHC6003	60	P1000	HC6003T	Gauge, Hose, Coupler, Adapter and Saddle	46
APHC10003	100	P2301	HC10003T	Gauge, Hose, Coupler, Adapter and Saddle	73



Item	Capacity tn	3 or 2/3 Leg Puller	2 Leg Puller	2x Extender Set	Splitter	Internal Puller	Joining Nuts	Point Protection	Weight kg
Series only for 2 Leg Pullers									
APK1010	10	-	AP2210	APE1120 + APE1146	APS1204	API1210	AJN05	APP10	35
APK1020	20	-	AP2220	APE1220 + APE1252	APS1206	API1220	AJN10	APP20	60
APK1030	30	-	AP2230	APE1333 + APE1358	APS1210	API1230	AJN30	APP30	120
APK1060	60	-	AP2250	APE1550 + APE1582	APS1210D	API1250	AJN50	APP30	215
APK1061	60	-	AP2250	APE1550 + APE1582	APS1212	API1250	AJN50	APP30	230
Series for 2, 3 and 2/3 Leg Pullers									
APK1110	10	AP2310	AP2210	APE1120 + APE1146	APS1204	API1210	AJN05	APP10	44
APK1120	20	AP2320	AP2220	APE1220 + APE1252	APS1206	API1220	AJN10	APP20	83
APK1130	30	AP2330	AP2230	APE1333 + APE1358	APS1210	API1230	AJN30	APP30	160
APK1160	60	AP2360	AP2250	APE1550 + APE1582	APS1210D	API1250	AJN50	APP30	302
APK1161	60	AP2360	AP2250	APE1550 + APE1582	APS1212	API1250	AJN50	APP30	317
Series for 2, 3 and 2/3 Self-Centering Leg Pullers									
APK1210	10	APC2310	AP2210	APE1120 + APE1146	APS1204	API1210	AJN05	APP10	50
APK1220	20	APC2320	AP2220	APE1220 + APE1252	APS1206	API1220	AJN10	APP20	93
APK1230	30	APC2330	AP2230	APE1333 + APE1358	APS1210	API1230	AJN30	APP30	177
APK1260	60	APC2360	AP2250	APE1550 + APE1582	APS1210D	API1250	AJN50	APP30	349
APK1261	60	APC2360	AP2250	APE1550 + APE1582	APS1212	API1250	AJN50	APP30	364

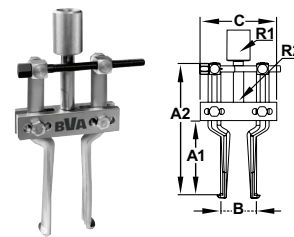
2 LEG PULLERS

Item	Capacity tn	Dimensions mm			Weight kg
		A	B	C	
AP2210	10	300	115 - 260	280	7,5
AP2220	20	265	140 - 345	370	18,5
AP2230	30	284	180 - 440	480	37,0
AP2250	60	447	220 - 580	615	70,5



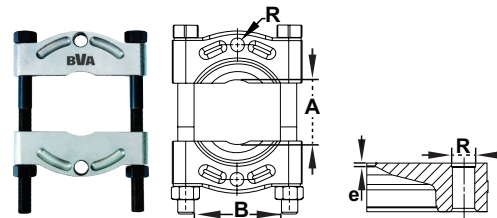
INTERNAL PULLERS

Item	Dimensions mm				R1	R2	Weight kg
	A1	A2	B	C			
API1210	115	237	40 - 145	133	3/4" UNF-16h	5/8"-14h	2,0
API1220	115	237	40 - 145	133	1" UNF-8h	5/8"-14h	2,4
API1230	150	310	60 - 240	202	1 1/4" UNF-7h	1"-14h	6,0
API1250	150	310	60 - 240	202	15/8" UNS-5,5h	1"-14h	6,4



SPLITTERS

Item	Dimensions mm				Weight kg	
	A	L	R	e		
APS1204	10 - 110	110	15,9	2,5	2,8	
APS1206	12 - 134	155	15,9	2	5,7	
APS1210 / APS1210D	17 - 250	260	25,4 / 31,8	4	28,5	
APS1212	35 - 300	300	31,8	4,5	43,5	



LEG EXTENSIONS

Item	Dimensions mm			R1	R2
	L	M	ø D		
APE1120	209	106	25	3/4"-16h	5/8"-18h
APE1220	209	89	25	3/4"-16h	5/8"-18h
APE1333	328	158	32	1"-14h	1"-14h
APE1550	504	292	42	1 1/4"-12h	1 1/4"-12h
APE1146	460	357	25	3/4"-16h	5/8"-18h
APE1252	515	395	25	3/4"-16h	3/8"-18h
APE1358	582	412	32	1"-14h	1"-14h
APE1582	820	608	42	1 1/4"-12h	1 1/4"-12h

