
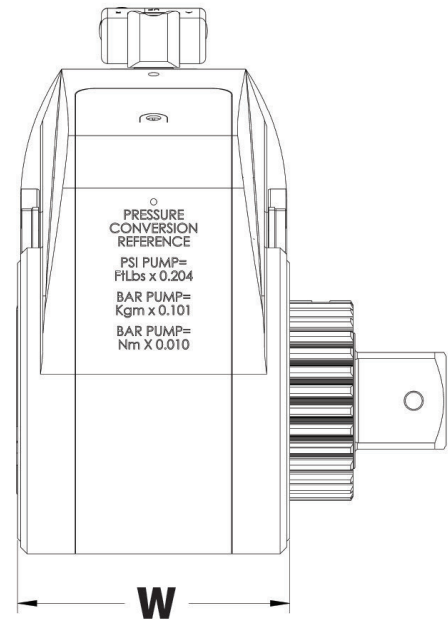
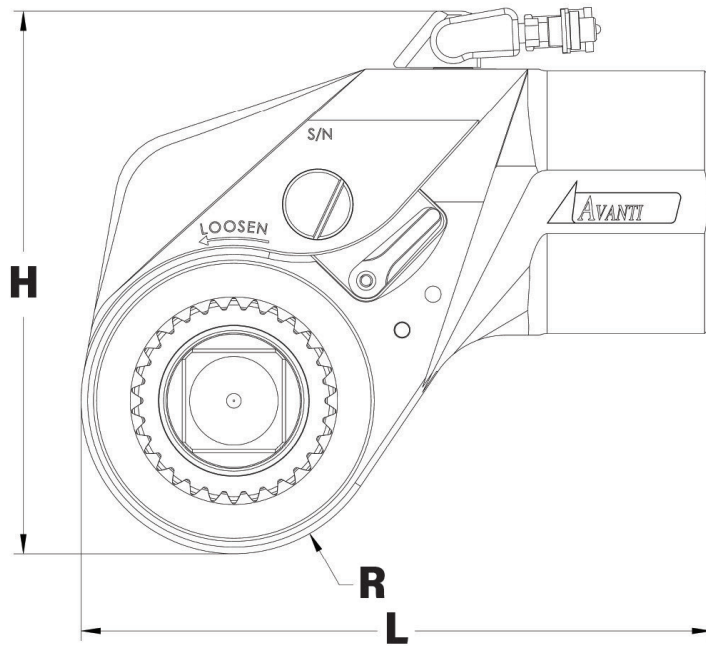


## HYTORC AVANTI HYDRAULIC TORQUE WRENCH

**HYTORC AVANTI takes counterforce from the drive axle, similar to the ICE model, reducing lateral load and stress on the wrench. This improves torque accuracy and durability.**

- | Counterforce taken from the drive axle.
- | Easy tool positioning with a 360° x 180° swiveling connector assembly.
- | Compatible with Washer and J-Washer washers and NUT mounting elements.
- | Designed for industrial production and maintenance use.
- | Includes recoil-preventing counterforce latch.
- | Wide size range covering 155 Nm – 190,000 Nm.
- | Includes calibration certificate.
- | Includes removable support handle (not included in AVANTI-.7).
- | Delivered in a carrying case.





## MODELS AND DIMENSIONS

| Item       | Drive  | Torque range Nm  | R mm | L mm | H mm | W mm | Weight kg |
|------------|--------|------------------|------|------|------|------|-----------|
| AVANTI-7   | 3/4"   | 156 - 1 039      | 25   | 105  | 106  | 45   | 1,4       |
| AVANTI-8   | 1 1/2" | 1 558 - 10 515   | 49   | 209  | 201  | 98   | 9,4       |
| AVANTI-20  | 2 1/2" | 3 740 - 24 241   | 66   | 278  | 260  | 129  | 21,7      |
| AVANTI-35  | 2 1/2" | 6 646 - 43 130   | 81   | 342  | 310  | 158  | 37,6      |
| AVANTI-50  | 2 1/2" | 9 759 - 62 501   | 100  | 395  | 353  | 179  | 58,1      |
| AVANTI-80  | 3 1/2" | 16 213 - 116 118 | 119  | 496  | 428  | 190  | 127,5     |
| AVANTI-130 | 3 1/2" | 26 280 - 187 683 | 135  | 577  | 493  | 216  | 265,9     |

### REDUCED LATERAL LOAD



The counterforce support aligned with the drive axle reduces lateral load and stress on the wrench. This ensures a longer lifespan and improved torque accuracy.

### TORQUE AND ANGLE DIAL



Users get a clear angle reading for each application during all bolting sessions that incorporate turn-of-the-nut.

### MULTI-USE SYSTEMS



AVANTI works with conventional bolting equipment as well as the HYTORC Nut and HYTORC Washer, making bolting applications safer, faster, and more accurate.

## ACCESSORIES HYDRAULIC TORQUE WRENCHES REACTION ARMS AND SOLUTIONS



1



2



3



4



5



6



7



8



9



10



11



12

| Number | Description                        | Compatibility          |
|--------|------------------------------------|------------------------|
| 1      | Square drive type reaction arm     | MXT+ / ICE / AVANTI    |
| 2      | 360° x 360° rotatable reaction arm | MXT+ / ICE / AVANTI    |
| 3      | Standard reaction arm              | MXT+ / MXT / EDGE-S    |
| 4      | Reaction sleeve                    | MXT+ / MXT / EDGE-S    |
| 5      | Track pad fixture                  | MXT+ / ICE / AVANTI    |
| 6      | Washer driver socket               | MXT+ / ICE / AVANTI    |
| 7      | HYTORC Nut driver                  | MXT+ / ICE / AVANTI    |
| 8      | Alco arm                           | MXT+ / MXT / EDGE-S    |
| 9      | U-shaped reaction arm              | MXT+ / ICE / AVANTI    |
| 10     | Reaction pad                       | STEALTH / VERSA / XLCT |
| 11     | Alco arm                           | STEALTH / VERSA / XLCT |
| 12     | Welding adapter                    | MXT+ / ICE / AVANTI    |

## DUAL HYDRAULIC HOSES

- Hose working pressure: 700 bar
- High-visibility color ensures visibility even in poor conditions
- Hose lengths can be customized according to customer specifications, starting from 0.5 m
- All hoses, wrenches, and pumps can be equipped with connectors according to customer requirements
- Standard lengths (m): 5, 6, 8, 10, 12, 16
- Available with protective casing

